


Single-Assessment Institution Level Pass-Rate Data: Regular Teacher Preparation Program


	HEA - Title II 2006-2007 Academic Year
Institution Name	WASHBURN UNIVERSITY
Institution Code	6928
State	Kansas
Number of Program Completers Submitted	66
Number of Program Completers found, matched, and used in passing rate Calculations¹	64

January 15, 2008

<i>Type of Assessment</i>	<i>Assessment Code Number</i>	<i>Number Taking Assessment</i>	<i>Number Passing Assessment</i>	<i>Institutional Pass Rate</i>	Statewide		
					<i>Number Taking Assessment</i>	<i>Number Passing Assessment</i>	<i>Statewide Pass Rate</i>
Professional Knowledge							
PRINCIPLES LEARNING & TEACHING ERLY CHLD	521				3		
PRINCIPLES LEARNING & TEACHING K-6	522	37	34	92%	897	878	98%
PRINCIPLES LEARNING & TEACHING 5-9	523	2			24	23	96%
PRINCIPLES LEARNING & TEACHING 7-12	524	25	25	100%	626	612	98%
Academic Content Areas							
ELEM ED CURR INSTRUC ASSESSMENT	011	33	32	97%	864	818	95%
EDUCATION OF YOUNG CHILDREN	021				18	16	89%
ENG LANG LIT COMP CONTENT KNOWLEDGE	041	9			84	80	95%
MIDDLE SCHOOL ENGLISH LANGUAGE ARTS	049				4		
MATHEMATICS: CONTENT KNOWLEDGE	061	3			66	62	94%
MIDDLE SCHOOL MATHEMATICS	069				16	16	100%
SOCIAL STUDIES: CONTENT KNOWLEDGE	081	5			130	114	88%
MIDDLE SCHOOL SOCIAL STUDIES	089				3		
MUSIC CONTENT KNOWLEDGE	113	4			69	66	96%
ART CONTENT KNOWLEDGE	133	1			42	42	100%
FRENCH CONTENT KNOWLEDGE	173				7		
GERMAN CONTENT KNOWLEDGE	181	2			4		
SPANISH CONTENT KNOWLEDGE	191	2			28	20	71%
SPEECH COMMUNICATION	220				7		
BIOLOGY CONTENT KNOWLEDGE	235				26	26	100%
CHEMISTRY CONTENT KNOWLEDGE	245				10	8	80%
PHYSICS CONTENT KNOWLEDGE	265				5		
MIDDLE SCHOOL SCIENCE	439				10	10	100%
EARTH SCIENCE CONTENT KNOWLEDGE	571				2		

¹ The number of program completers found, matched and used in the passing rate calculation will not equal the sum of the column labeled "Number Taking Assessment" since a completer can take more than one assessment.

Single-Assessment Institution Level Pass-Rate Data: Regular Teacher Preparation Program


	HEA - Title II 2006-2007 Academic Year
Institution Name	WASHBURN UNIVERSITY
Institution Code	6928
State	Kansas
Number of Program Completers Submitted	66
Number of Program Completers found, matched, and used in passing rate Calculations¹	64

January 15, 2008

<i>Type of Assessment</i>	<i>Assessment Code Number</i>	<i>Number Taking Assessment</i>	<i>Number Passing Assessment</i>	<i>Institutional Pass Rate</i>	Statewide		
					<i>Number Taking Assessment</i>	<i>Number Passing Assessment</i>	<i>Statewide Pass Rate</i>
Other Content Areas							
TECHNOLOGY EDUCATION	050				16	16	100%
PHYSICAL ED: CONTENT KNOWLEDGE	091	5			102	96	94%
BUSINESS EDUCATION	100				22	22	100%
FAMILY AND CONSUMER SCIENCES	120				15	14	93%
PSYCHOLOGY	390				9		
HEALTH EDUCATION	550				24	23	96%
AGRICULTURE	700				12	12	100%
Teaching Special Populations							
EDUC. EXCEPTIONAL STUDENTS: CK	353				8		
ED EXCEPT STUDENTS: MILD MODER. DISABIL	542				8		

¹ The number of program completers found, matched and used in the passing rate calculation will not equal the sum of the column labeled "Number Taking Assessment" since a completer can take more than one assessment.

Aggregate and Summary Institution-Level Pass-Rate Data: Regular Teacher Preparation Program

	HEA - Title II 2006-2007 Academic Year					
Institution Name	WASHBURN UNIVERSITY					
Institution Code	6928					
State	Kansas					
Number of Program Completers Submitted	66					
Number of Program Completers found, matched, and used in passing rate Calculations¹	64					
				<i>January 15, 2008</i>		
				Statewide		
Type of Assessment²	Number Taking Assessment³	Number Passing Assessment⁴	Institutional Pass Rate	Number Taking Assessment³	Number Passing Assessment⁴	Statewide Pass Rate
Aggregate - Basic Skills						
Aggregate - Professional Knowledge	64	60	94%	1550	1516	98%
Aggregate - Academic Content Areas (Math, English, Biology, etc.)	59	58	98%	1395	1307	94%
Aggregate - Other Content Areas (Career/Technical Education, Health Educations, etc.)	5			200	190	95%
Aggregate - Teaching Special Populations (Special Education, ELS, etc.)				8		
Aggregate - Performance Assessments						
Summary Totals and Pass Rates⁵	64	58	91%	1563	1447	93%

¹ The number of program completers found, matched and used in the passing rate calculation will not equal the sum of the column labeled "Number Taking Assessment" since a completer can take more than one assessment.

² Institutions and/or States did not require the assessments within an aggregate where data cells are blank.

³ Number of completers who took one or more tests in a category and within their area of specialization.

⁴ Number who passed all tests they took in a category and within their area of specialization.

⁵ Summary Totals and Pass Rate: Number of completers who successfully completed one or more tests across all categories used by the state for licensure and the total passrate.