

Criminal Justice Abstracts




What is Criminal Justice Abstracts?

- A large online computer index about criminology
- Includes articles, books and agency reports
- Topics include: crime trends, prevention projects, corrections, juvenile delinquency, police, courts, offenders, victims, and sentencing

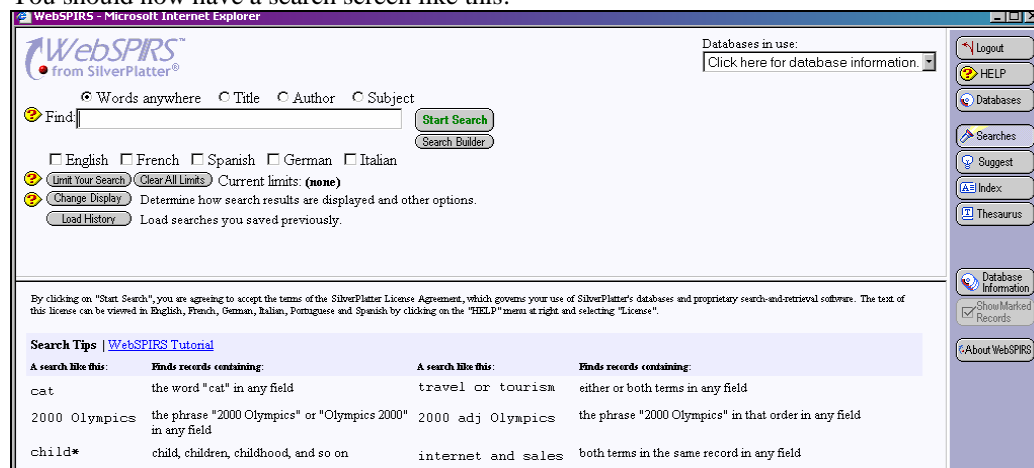
Where do I find Criminal Justice Abstracts?

- On Mabee Library's web site <http://www.washburn.edu/mabee/>
- Off campus users will need to enter their Washburn Identification Number which is located on their Washburn ID.

Getting Started

- Connect to Mabee Library at <http://www.washburn.edu/mabee/>
- Select *Electronic Databases*, then look in the Alphabetical List for *Criminal Justice Abstracts* (or look in the General Subject List under *Social Science*)
- On the *Select Databases* page, select *Criminal Justice Abstracts*
- Click on *Open Selected Databases* 



You should now have a search screen like this:




How do I start Searching?


There are four different options for searching:

- Words anywhere Title Author Subject

- **Words Anywhere:** This is the option to search by a word or a phrase. It searches in the title and the abstract. Type in the phrase and click on the "Start Search" button.
If the words in the phrase need to be in order, use "adj" (stands for 'adjacent').
For example, if you were searching for the phrase "free will," you would want to type:
free adj will
- **Subject:** Searching by the subject is a more direct way of finding articles on a particular TOPIC. Use the  to search for subject terms.
- **Author:** To search for a specific author, click this option.
For example: **Nicki L. Potts** is entered as "**Potts-N-L**"
- **Title:** This option searches for **article titles**. It DOES NOT search for journal titles.
- **Journal:** 
To search for articles in a particular journal, click on the "Index" button, and in the "Term:" box, type the name of the journal. Clicking on the underlined title will search that title.

Combining

To search for articles that have two or more subjects search for each subject individually and put them together using .

For example, searching for articles on “*organized crime and counterfeiting*” is done by searching for “organized crime” first. After results appear, click . Then search for “counterfeiting” and “back to search”. Mark both searches and “combine checked”.

Mark how you want the items connected.  **and**  **or** Then repeat these steps for additional subjects.

Limiting a Search

Click on the button .

You can limit by:

- Publication Year
- Focus (victim, offender, court, justice, prevention, etc.)
- Document Type (journal article or book)

Viewing Records

Click on “display” to read the list of articles.

Abbreviations

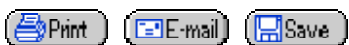
- TI Title
- AU Author
- JN Journal
- PY Year
- AB Abstract

Getting the Article or Book

To see which items are available at Mabee Library, use this button. .

If the article is not available, ask at the reference desk for assistance in requesting the item through interlibrary loan.




Printing, Saving or E-mailing Records



To print, e-mail or save full-text articles, the selected “marked records”, or article citations, choose “print”, “e-mail” or “save”. A dialog box will open. Customize what will be sent, printed or e-mailed.

Need Help?

If at anytime you have a question about *Criminal Justice Abstracts*, ask at the reference desk! We are here to help!

<p>Call Us! (785) 670-1483</p>  <p>Reference Desk Hours Mon.- Thu. 9 – 9, Fri. 9 – 5, Sat. 10 – 5, Sun. 1 – 9</p>	<p>Need help after hours? Go ONLINE!</p>  <p>E-mail reference service @ www.washburn.edu/mabee/ask.html (24-hr turnaround time)</p>	<p>Live chat reference service @</p> <p>OR</p>  <p>www.kananswer.org (chat in real time with a librarian)</p>
--	--	--