

Expanded Academic ASAP®



WHAT IS EXPANDED ACADEMIC ASAP®?

- A large general computer index
- Includes full-text articles, abstracts and citations
- Covers arts and humanities, science, science & technology

WHERE DO I FIND EXPANDED ACADEMIC ASAP®?

- Connect to Mabee Library at <http://www.washburn.edu/mabee/>
- (Off campus users will need to enter their Washburn Identification Number which is located on their Washburn ID)
- Select *Electronic Databases*, then look in the Alphabetical List for *Expanded Academic ASAP* (or look in the General Subject List under *General*)

HOW DO I START SEARCHING?

- Select [Advanced Search](#)

The screenshot shows a web browser window with the URL http://0-find.galegroup.com.lib.wuacc.edu/itx/dispAdvSearch.do?prodId=EAIM&userGroupName=wuacc_mabee. The page title is "Expanded Academic ASAP®". The navigation menu includes "Basic Search", "Subject Guide Search", "Publication Search", and "Advanced Search", with "Advanced Search" circled in red. Below the menu, the text "Currently Searching Expanded Academic ASAP" is displayed. The "Advanced Search" form is highlighted in yellow and contains the following elements:

- Select index(es) and enter search term(s):** Three rows of search fields. The first row has "Keyword(ke)" selected and "eating disorders" entered. The second row has "And" selected and "Keyword(ke)" selected with "teenage*" entered. A red arrow points from the "teenage*" input to a callout box: "(teenage* searches for teenager and teenaged)".
- Search:** A blue button.
- Limit the results:** A section with three checkboxes: "to documents with full text" (unchecked), "to peer-reviewed publications" (checked and boxed in red), and "to document with images" (unchecked). A red arrow points from this section to a callout box: "Then use the options to limit your search."
- by publication date(s):** Radio buttons for "All Dates", "Before", "On", "After", and "Between". The "After" option is selected. Below are three dropdown menus: "01", "January", and "2000", all of which are boxed in red.
- by publication title:** An empty text input field and a "Browse Publication Title" link.

Red dashed arrows point from the "Advanced Search" menu item to the search form. A red arrow points from the "teenage*" input to the callout box. Another red arrow points from the "to peer-reviewed publications" checkbox to its callout box.

HOW DO I REFINE MY SEARCH?

- Conduct a subject search and open the [Subdivisions](#)

Subdivisions of:

Topics Locations Dates

Subject Terms	Results
Analysis	1152
Bibliography	5
Care and Treatment	264
Case Studies	39
Cases	2
Causes of	83
Complications	18
Demographic Aspects	78
Development and Progression	9
Diagnosis	106
Diet Therapy	3
Drug Therapy	15
Evaluation	14

HOW DO I NARROW MY SEARCH TO RETRIEVE ONLY SPECIFIC TYPES OF MATERIALS?

When viewing a list of results, items are automatically sorted into the tabs by material type.

Magazines & Journals Reference News Multimedia

[Expand/Limit](#)

Mark All

◀ Previous Results - 20 of 20882 Next ▶

Getting the Article

If full text is available for an article, the hyperlink [Full-text](#) will open the article. Sometimes only abstracts or citations are available. To find the article from an abstract or citation, check the **Mabee Library Catalog** www.washburn.edu/mabee by performing a periodical title search. If the article is not available, it can be requested through **Interlibrary Loan** at <http://www.washburn.edu/mabee>.

Printing, Saving or E-mailing Records



Print



E-mail






Download

You can print, e-mail or save full-text articles, your selected “marked records”, or article citations. Choose “Print,” “E-mail” or “Download.” Appropriate dialog boxes will open. You can customize what you save, print and e-mail. Read carefully. If you want to send full-text, make sure that option is checked.

Need Help?

If at anytime you have a question about *Expanded Academic ASAP*®, ask at the reference desk. We are here to help!

<p>Call Us! (785) 670-1483</p>  <p>Reference Desk Hours Mon.- Thu. 9 – 9, Fri. 9 – 5, Sat. 10 – 5, Sun. 1 – 9</p>	<p>Need help after hours? Go ONLINE!</p>  <p>OR</p> <p>E-mail reference service @ www.washburn.edu/mabee/ask.html (24-hr turnaround time)</p>	<p>Live chat reference service @</p>  <p>www.kananswer.org (chat in real time with a librarian)</p>
--	--	---