

JSTOR



WHAT IS JSTOR?


- Full-text articles from older issues of scholarly journal literature
- Journals cover 24 disciplines in the arts, humanities and social sciences.

WHERE DO I FIND JSTOR?

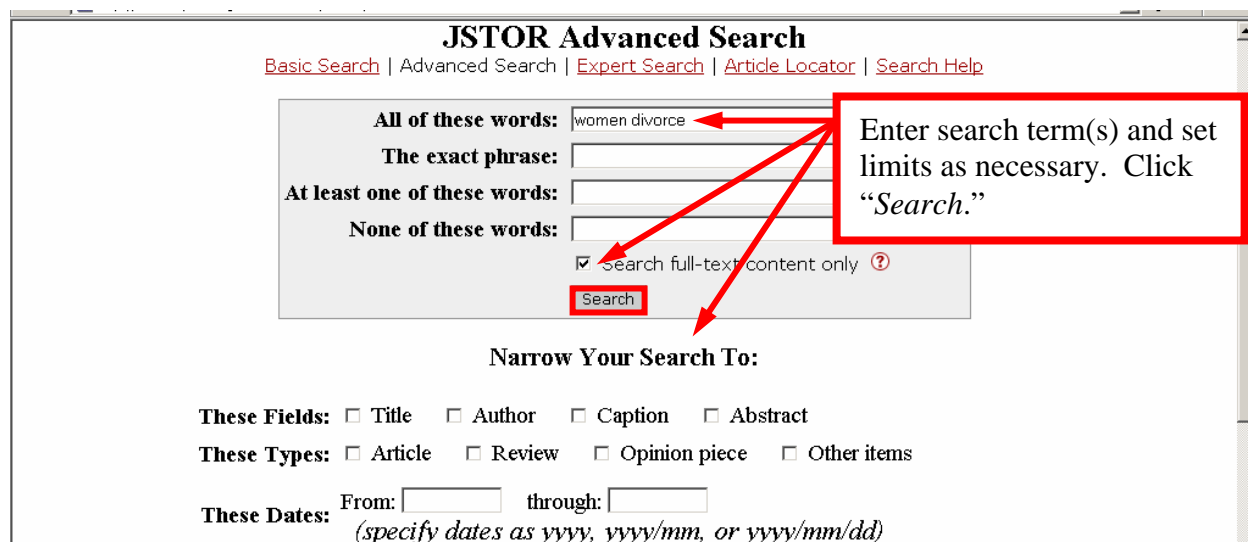
- Connect to Mabee Library at <http://www.washburn.edu/mabee/>. (Off-campus users will need to enter their name and Washburn Identification number located on their Washburn ID)
- Select *Electronic Databases*, then look in the Alphabetical List for *JSTOR* (or look in the *Reference Works* list directly under the General Subject List).

HOW DO I START SEARCHING?

- From the main JSTOR page, select “Search.”
- Then select “Advanced Search.”

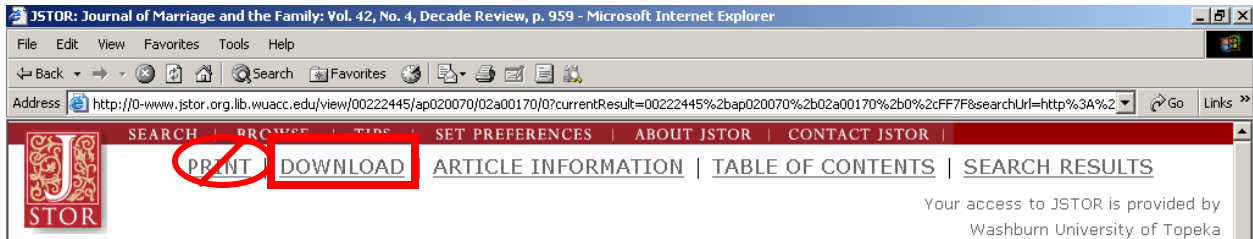


- Enter your search term(s) and set any necessary limits.
- Click “Search”



HOW DO I PRINT AN ARTICLE?

- Click on title of article from results list.
- Click on “Download” at the top of the page. Do NOT click on “Print.”



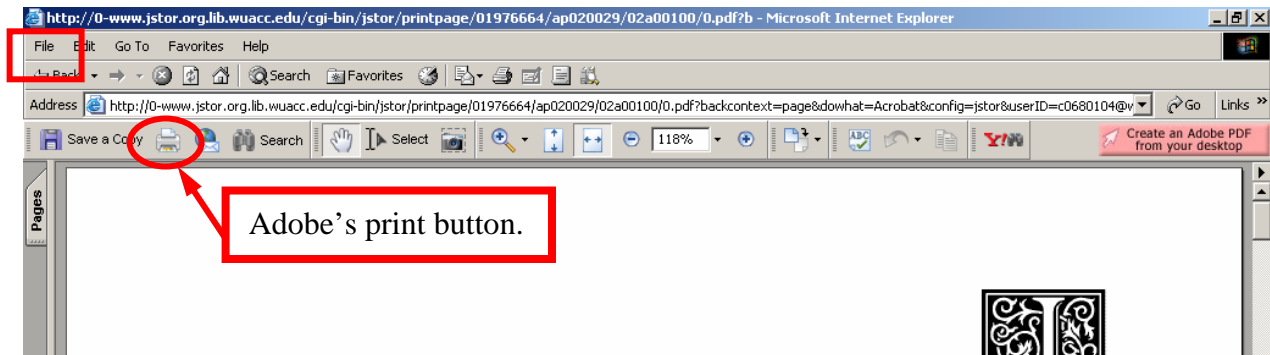
- Scroll down the page to “Select a format for downloading.”
- Select “PDF High Quality” format.




Select a format for downloading:

If you have a preferred format, you may choose to bypass this page by setting your downloading preference. JSTOR preferences may be set by selecting the “[Set Preferences](#)” option at any time. **PDF format is recommended for most users.**

Accessibility Option - TIFF Format: NOTE: If you are not prompted with “File Download” dialog box, you can right-click (Shift-F10) the link in order to activate the context menu. Click or arrow down to the “Save Target As...” option. Ensure that the file is saved with a .tif extension, rather than .tiff. Accessibility Option - TIFF Format	PDF Format (Recommended): NOTE: If you are a Windows user, right click the desired format and select “Save Link As...” (in Netscape) or “Save Target As...” (in Internet Explorer). If you are a Mac user, click and hold the desired format (or ctrl + click in OS X) and select “Save this Link as...” PDF High Quality - Larger file size with high-quality resolution.	PostScript Format: PostScript Format - This option is preferred by some users of UNIX workstations, and requires the use of a PostScript viewer.
--	--	--

- The article will open in Adobe Reader. Either click on Adobe’s Print button, or go to File–Print in your web browser.



<p>Call Us! (785) 670-1483 1-800-736-9060 (long distance)</p>  <p>Reference Desk Hours Mon.- Thu. 9 – 9, Fri. 9 – 5, Sat. 10 – 5, Sun. 1 – 9</p>	<p>Need help after hours? Go ONLINE!</p>  <p>E-mail reference service @ www.washburn.edu/mabee/ask.html (24-hr turnaround time)</p>	<p>Live chat reference service @</p> <p>OR</p>  <p>www.kananswer.org (chat in real time with a librarian)</p>
--	--	---