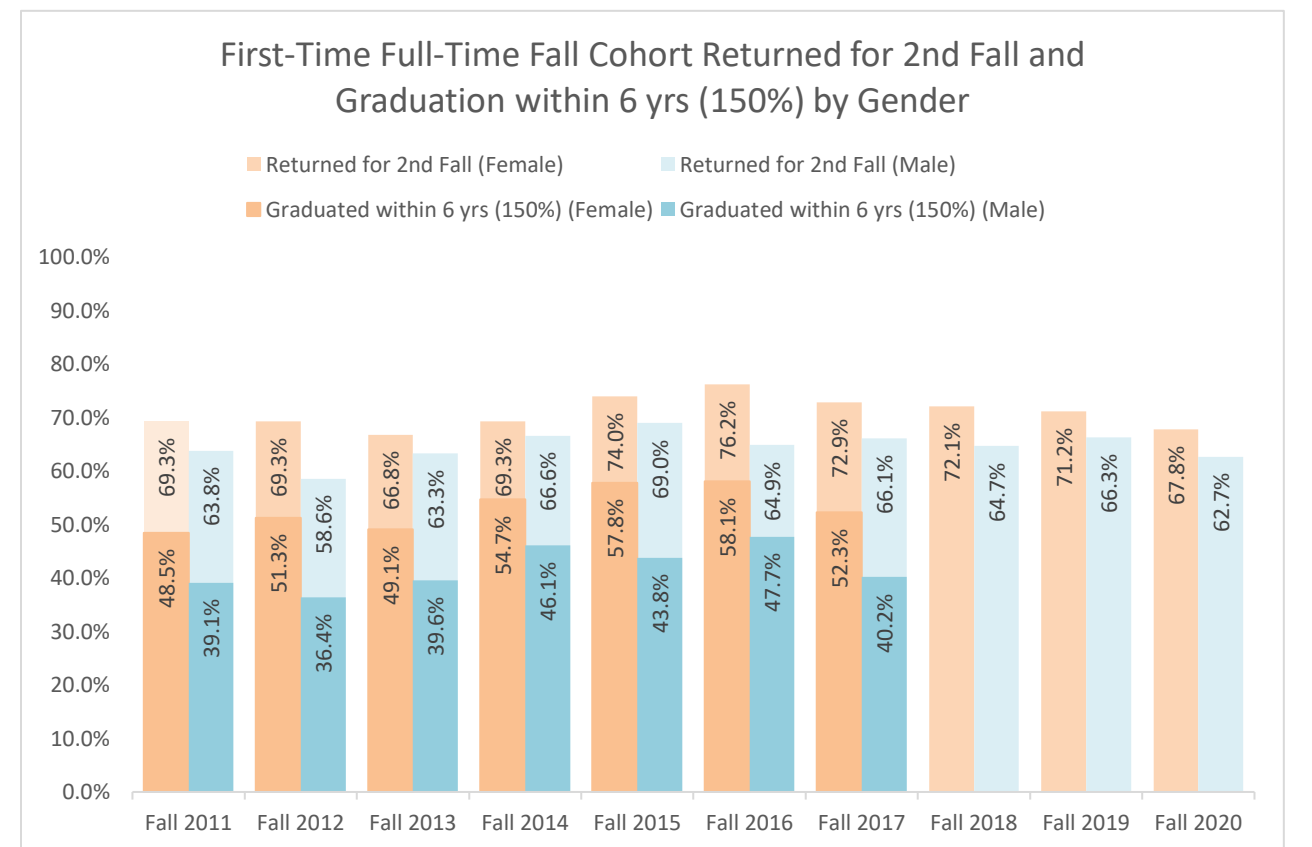
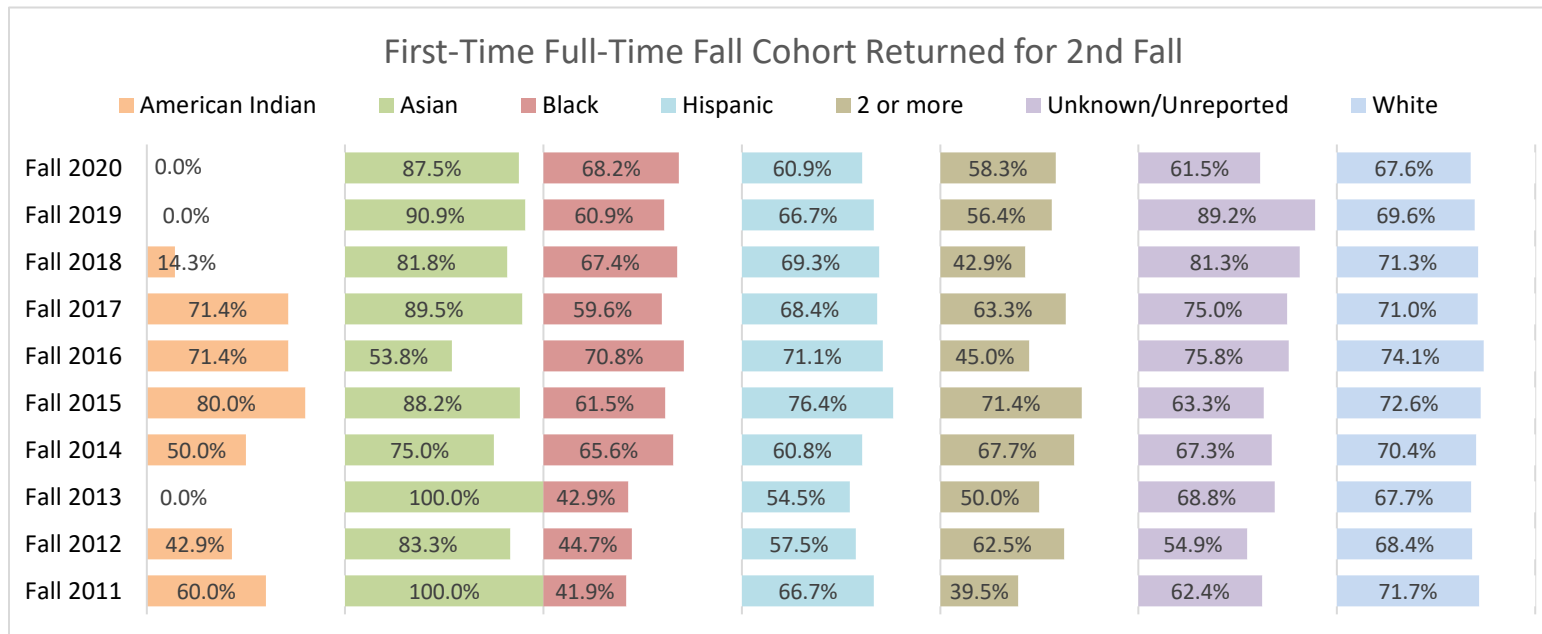
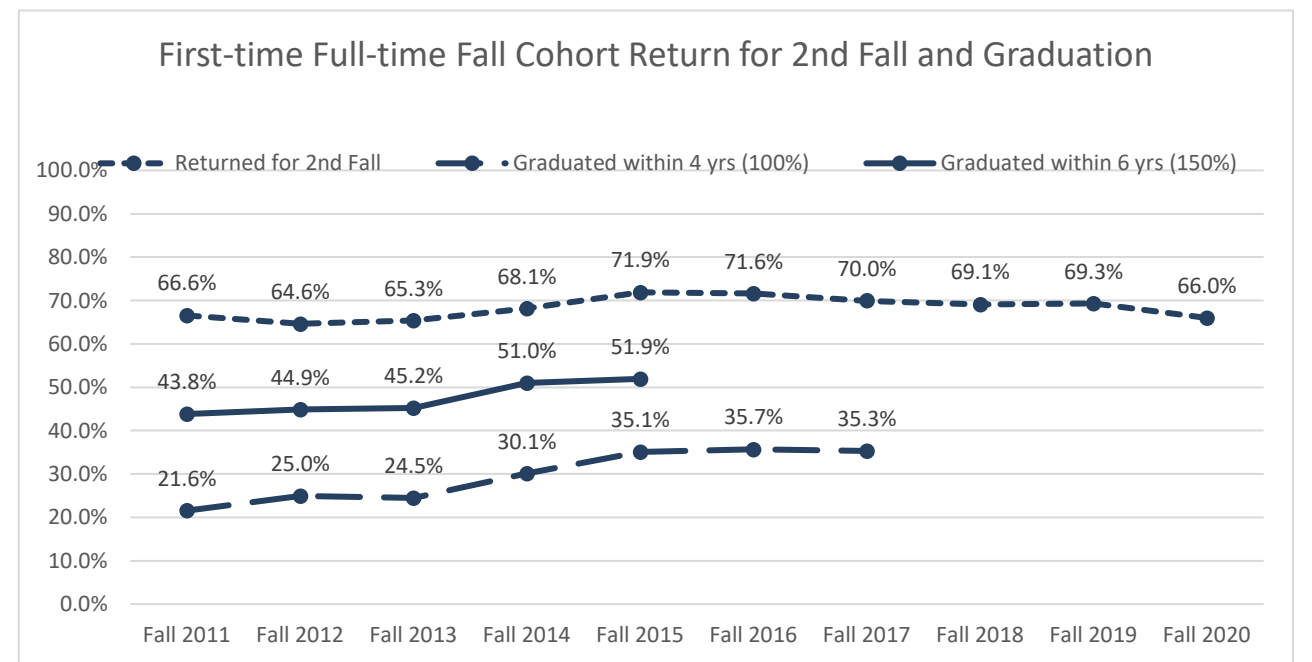


Fall Term	First-time Full-time Fall Cohort	Returned for 2nd Fall	Returned for 3rd Fall	Returned for 4th Fall	Graduated within 4 yrs (100%)	Graduated within 6 yrs (150%)
2011	835	556 (66.6%)	438 (52.5%)	391 (46.8%)	180 (21.6%)	366 (43.8%)
2012	789	510 (64.6%)	418 (53.0%)	348 (44.1%)	197 (25.0%)	354 (44.9%)
2013	759	496 (65.3%)	399 (52.6%)	350 (46.1%)	186 (24.5%)	343 (45.2%)
2014	747	509 (68.1%)	409 (54.8%)	357 (47.8%)	225 (30.1%)	381 (51.0%)
2015	747	537 (71.9%)	448 (60.0%)	383 (51.3%)	262 (35.1%)	388 (51.9%)
2016	832	596 (71.6%)	485 (58.3%)	423 (50.8%)	297 (35.7%)	449 (54.0%)
2017	802	561 (70.0%)	457 (57.0%)	394 (49.1%)	283 (35.3%)	377 (47.0%)
2018	712	492 (69.1%)	403 (56.6%)	340 (47.8%)		
2019	691	479 (69.3%)	394 (57.0%)			
2020	615	406 (66.0%)				



Note: Native Hawaiian is not displayed due to small sample size.

Note: Graduation consists of all undergraduate awards: certificates, associate's and bachelor's degrees.

