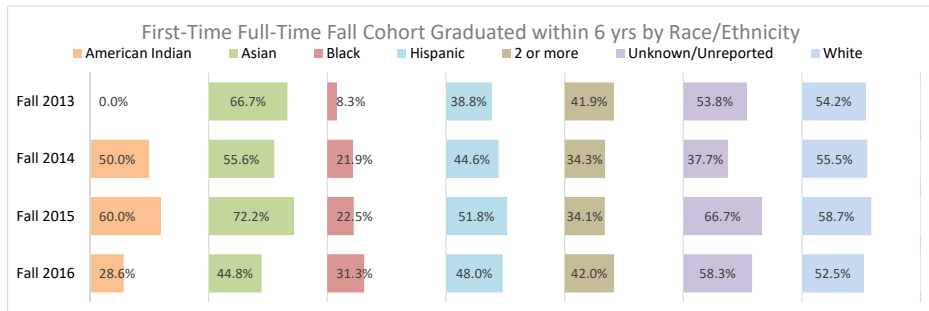
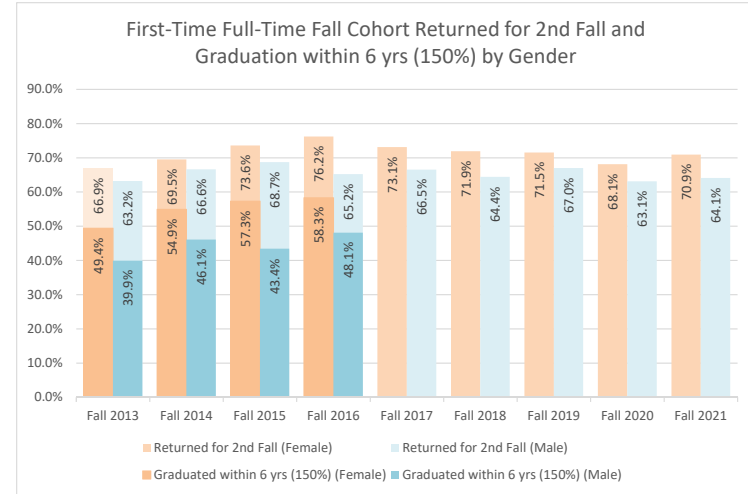
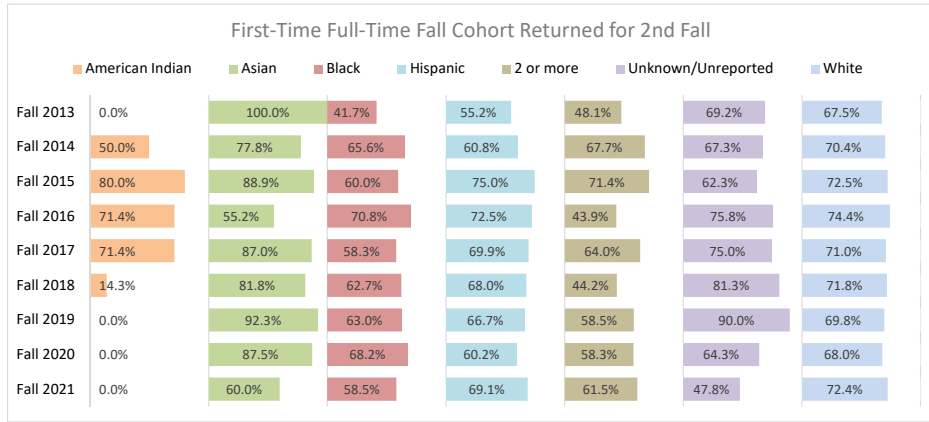
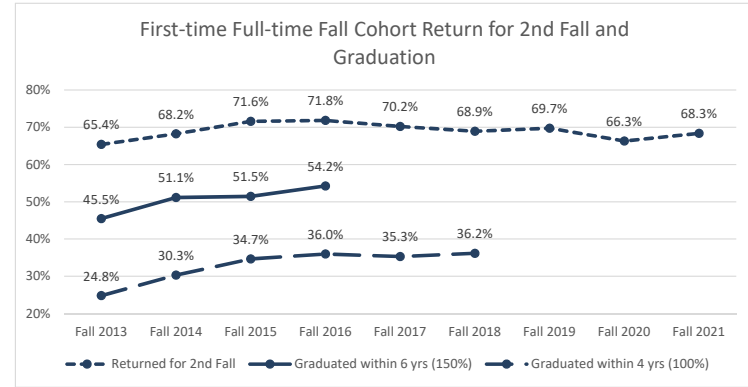


Fall Term	First-time Full-time Fall Cohort	Returned for 2nd Fall	Returned for 3rd Fall	Returned for 4th Fall	Graduated within 4 yrs (100%)	Graduated within 6 yrs (150%)
Fall 2013	774	506 (65.4%)	405 (52.3%)	356 (46%)	192 (24.8%)	352 (45.5%)
Fall 2014	749	511 (68.2%)	409 (54.6%)	357 (47.7%)	227 (30.3%)	383 (51.1%)
Fall 2015	756	541 (71.6%)	449 (59.4%)	385 (50.9%)	262 (34.7%)	389 (51.5%)
Fall 2016	848	609 (71.8%)	495 (58.4%)	431 (50.8%)	305 (36%)	460 (54.2%)
Fall 2017	819	575 (70.2%)	467 (57%)	402 (49.1%)	289 (35.3%)	
Fall 2018	727	501 (68.9%)	410 (56.4%)	346 (47.6%)	263 (36.2%)	
Fall 2019	714	498 (69.7%)	408 (57.1%)	359 (50.3%)		
Fall 2020	626	415 (66.3%)	337 (53.8%)			
Fall 2021	657	449 (68.3%)				
Fall 2022	738					



Note: Native Hawaiian is not displayed due to small sample size.

Definitions:

Completers within 150% of normal time: Students who completed their program within 150% of the normal (or expected) time for completion.

Normal time to completion: The amount of time necessary for a student to complete all requirements for a degree or certificate according to the institution's catalog. This is typically 4 years (8 semesters or trimesters, or 12 quarters, excluding summer sessions) for a bachelor's degree in a standard term-based institution; 2 years (4 semesters or trimesters, or 6 quarters, excluding summer sessions) for an associate's degree in a standard term-based institution; and the various scheduled times for certificate programs.

Graduation rate: The rate required for disclosure and/or reporting purposes under Student Right-to-Know Act. This rate is calculated as the total number of completers within 150% of normal time divided by the revised adjusted cohort.