

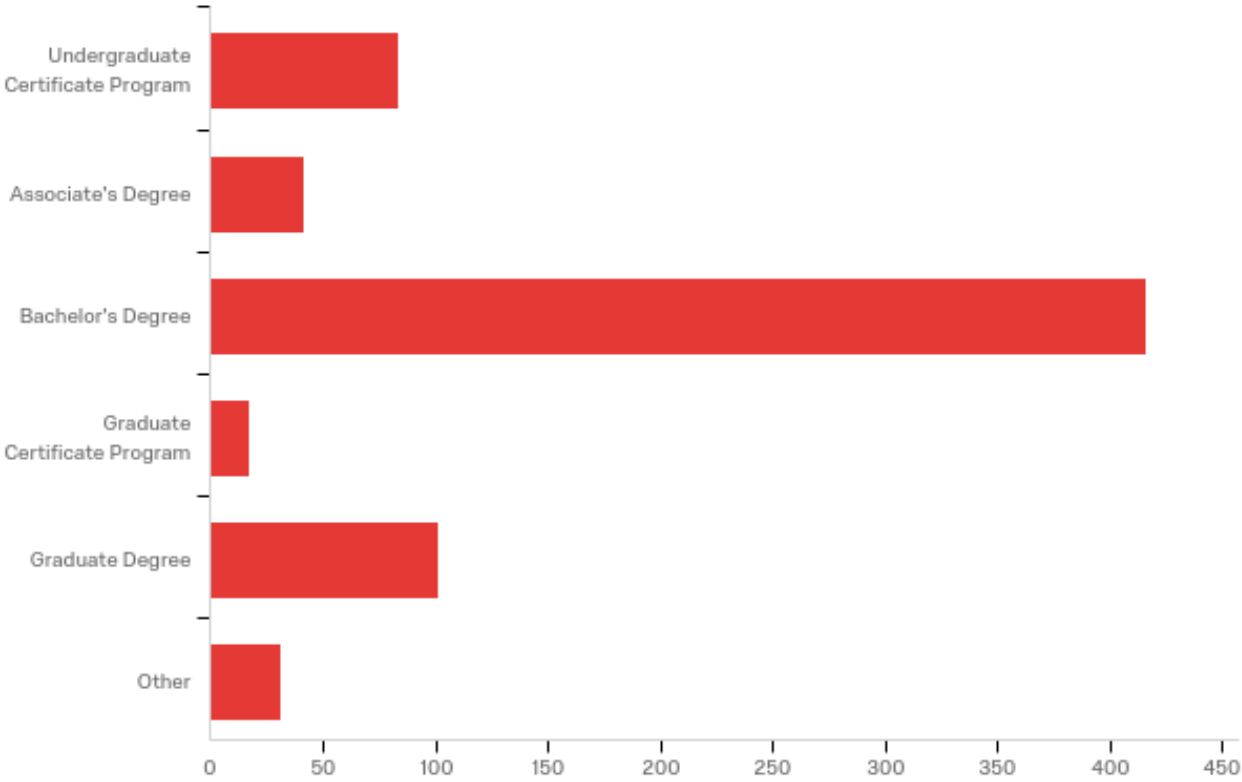
**Higher Learning Commission  
Student Survey Results**

Washburn University of Topeka  
(N=691)

**Please rate your level of agreement with the following statements. If the statement does not apply to you, please mark the "Not Applicable" button.**

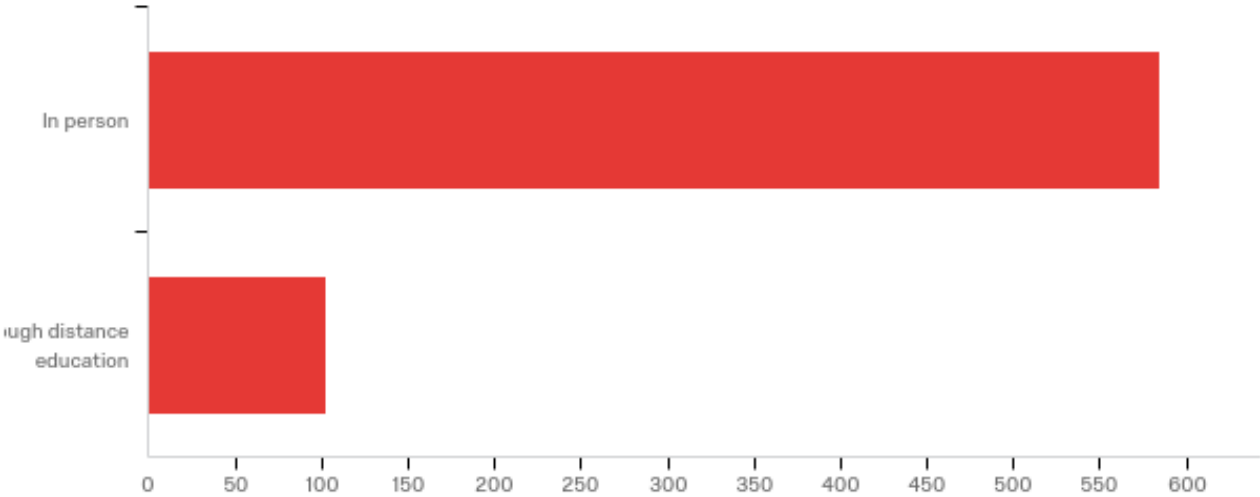
#	Question	Strongly Disagree	Disagree	Neutral	Agree	Strongly Agree	Mean	Total
1	The communication I received from the school about the overall enrollment process was clear	21	37	77	304	242	4.04	681
2	I received clear information as to how much my education would cost	23	64	102	275	217	3.88	681
3	A school financial aid officer provided financial aid counseling to help me understand the responsibilities of borrowing money to finance my education	50	126	119	155	117	3.29	567
4	The school worked with me to identify an academic program that met my goals	26	54	109	217	236	3.91	642
5	An academic advisor provided me with accurate information about the requirements necessary to fulfill my course of study	25	36	74	181	348	4.19	664
6	An academic advisor was available to help me with questions about my course of study	22	26	58	202	352	4.27	660
7	I was placed at the appropriate course level that matched my academic preparation	17	25	60	249	308	4.22	659
8	I am satisfied with the progress I am making toward completing my degree	18	29	51	232	347	4.27	677
9	Course content is appropriately challenging for my program of study	18	21	54	254	328	4.26	675
10	Courses required to complete my degree are available when I need to take them	38	67	109	245	213	3.79	672
11	Faculty who teach provide helpful instruction	12	20	75	251	324	4.25	682
12	Faculty are available when I need help	12	17	63	256	329	4.29	677
13	Faculty who teach are knowledgeable about their subject areas	11	8	41	227	383	4.44	670
14	When I have non-academic questions, I can reach someone who can help me in a timely way	26	46	113	249	221	3.91	655
15	Overall, I am satisfied with my experience at the school	28	27	51	236	333	4.21	675

# What academic program are you currently enrolled in?



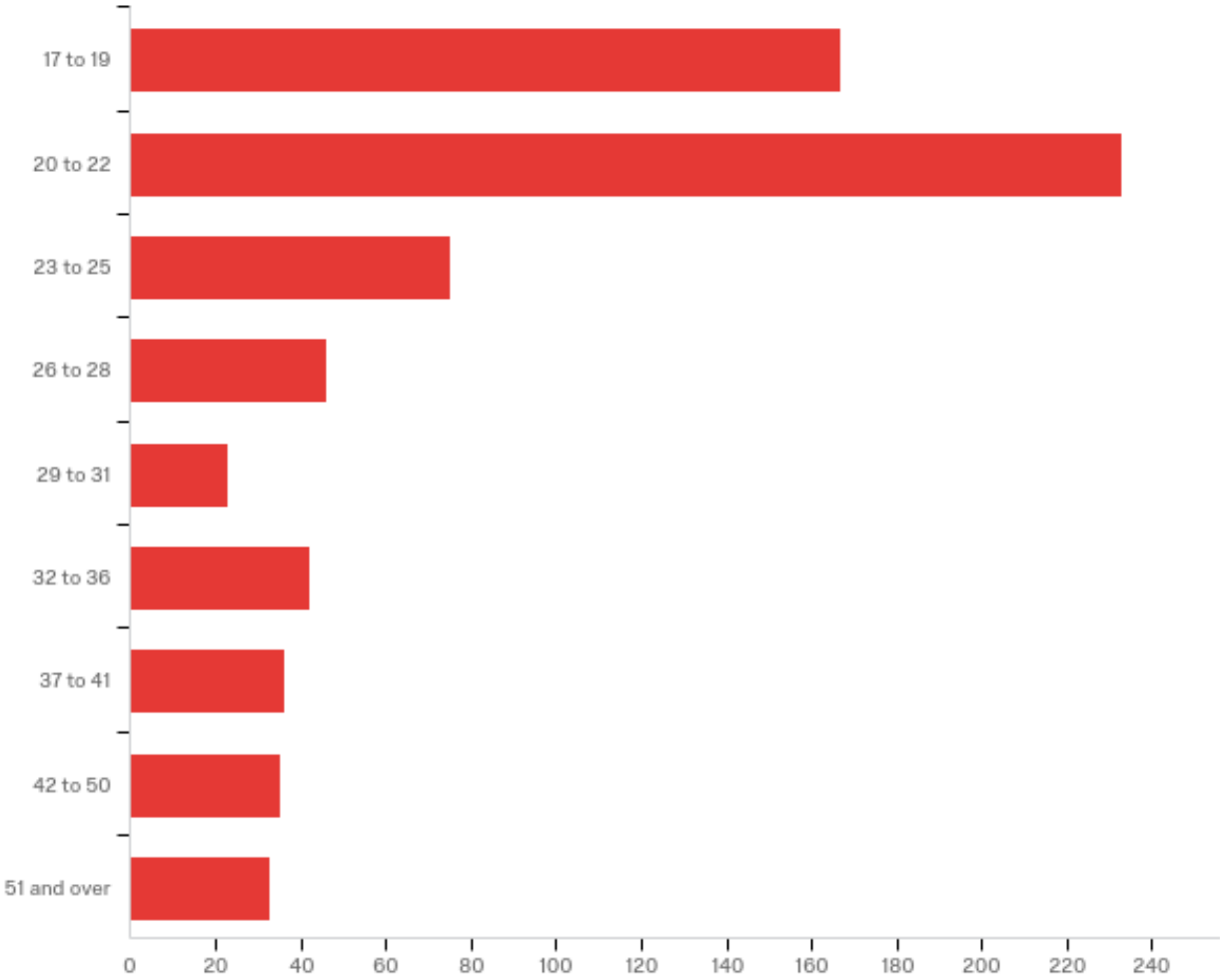
Answer	%	Count
Undergraduate Certificate Program	12.16%	84
Other	4.49%	31
Graduate Degree	14.62%	101
Graduate Certificate Program	2.46%	17
Bachelor's Degree	60.20%	416
Associate's Degree	6.08%	42
Total	100%	691

# How do you primarily take classes at your school?



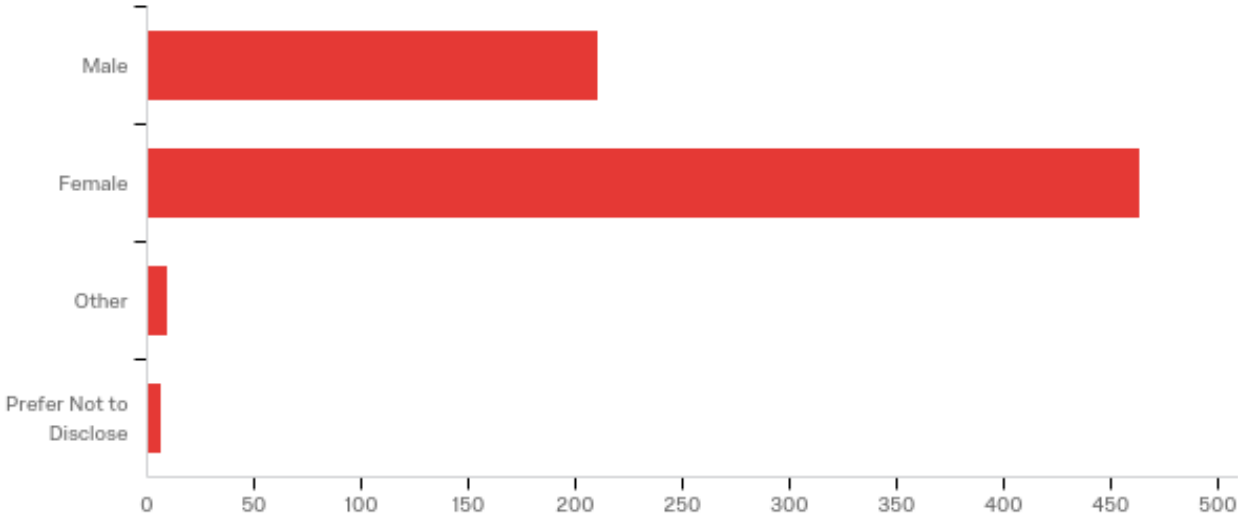
Answer	%	Count
In person	85.03%	585
Through distance education	14.97%	103
Total	100%	688

# What is your current age?



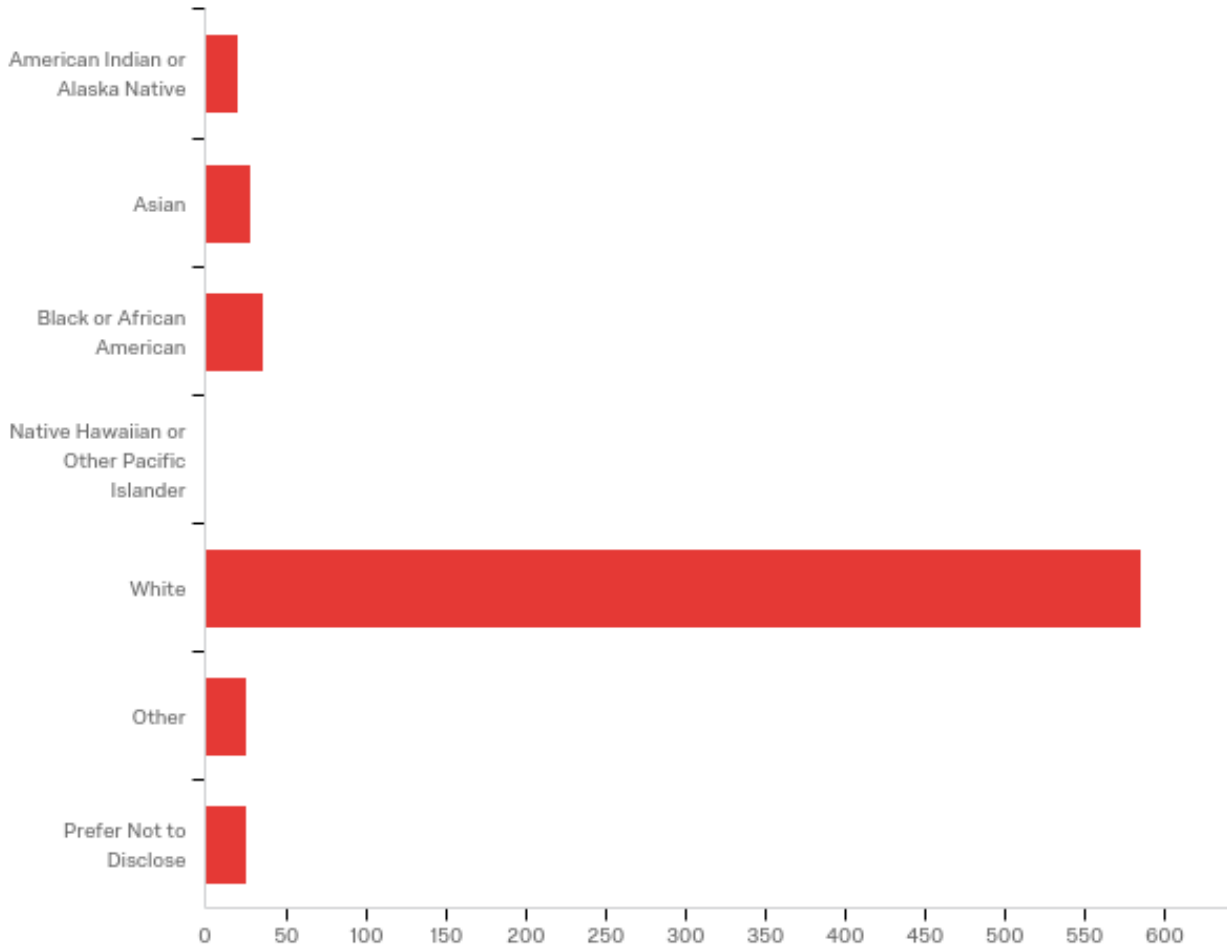
Answer	%	Count
17 to 19	24.20%	167
20 to 22	33.77%	233
23 to 25	10.87%	75
26 to 28	6.67%	46
29 to 31	3.33%	23
32 to 36	6.09%	42
37 to 41	5.22%	36
42 to 50	5.07%	35
51 and over	4.78%	33
Total	100%	690

# What is your gender?



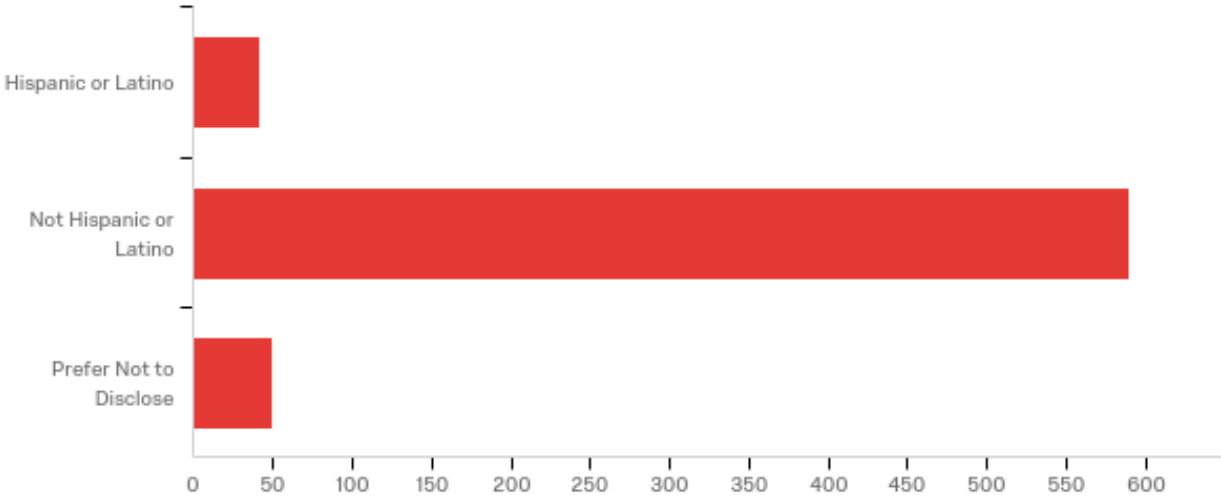
Answer	%	Count
Male	30.58%	211
Female	67.25%	464
Other	1.30%	9
Prefer Not to Disclose	0.87%	6
Total	100%	690

## What is your race? (choose all that apply)



Answer	%	Count
American Indian or Alaska Native	2.77%	20
Asian	3.88%	28
Black or African American	4.99%	36
Native Hawaiian or Other Pacific Islander	0.14%	1
White	81.14%	585
Other	3.61%	26
Prefer Not to Disclose	3.47%	25
Total	100%	721

# What is your ethnicity?



Answer	%	Count
Hispanic or Latino	6.16%	42
Not Hispanic or Latino	86.51%	590
Prefer Not to Disclose	7.33%	50
Total	100%	682