



Course-Embedded University Student Learning Outcomes Report 2022-23

Executive Summary

- During the 2022-23 academic year (AY 2023), two of the five Washburn University Student Learning Outcomes (USLOs), Global Citizenship, Ethics, and Diversity (GED) and Information Literacy and Technology (ILT), were assessed. Student performance was rated on a scale of 0 = Not Evaluated, 1 = Beginning, 2 = Developing, 3 = Target, or 4 = Advanced.
- The total number of valid overall student GED and ILT USLO ratings for Summer 2022 was 168; Fall 2022 had a total of 1,774, and Spring 2023 had a total of 1,475, for an **AY 2023 total of 3,417 overall valid USLO student ratings**.
- For the two USLOs in AY 2023, the number of subjects, courses, sections, and overall student USLO ratings (not including 0 = Not Evaluated and missing ratings) were:
 - GED = 17 subjects, 34 courses, 74 sections, 2,160 overall student USLO ratings
 - ILT = 5 subjects, 7 courses, 46 sections, 1,257 overall student USLO ratings
- The number of subjects, courses, and sections that were collected during AY 2023 were 22, 41, and 120, respectively; 11 subjects, 11 courses, and 11 sections in Summer 2022; 18 subjects, 30 courses, and 84 sections in Fall 2022; and 21 subjects, 34 courses, and 79 sections in Spring 2023.
- **ILT had 86.7% of overall student USLO ratings at the Target or Advanced performance level and GED had 81.6%.**
- The **overall percentage** of Target or Advanced performance levels for **ILT was highest in the Spring 2023 term (87.7%)**; GED had the highest percentages in the Summer 2022 and Spring 2023 terms (83.3%).
- **ILT yielded the highest mean scores by term** for student USLO ratings in **Fall 2022 ($\bar{x} = 3.50$)** and **GED in Spring 2023 ($\bar{x} = 3.26$)**. On an overall on a scale from 1 = Beginning, 2 = Developing, 3 = Target, and 4 = Advanced, ILT and GED had mean scores of $\bar{x} = 3.47$ and $\bar{x} = 3.22$, respectively.
- For **ILT**, the percentage of overall student USLO ratings at the Target or Advanced performance level was **highest** for the subject area **Honors at 100%** ($n = 3$), followed by Information Literacy at 90.4% ($n = 177$). **For GED, German** was the subject area with the **highest percentage** at the Target or Advanced performance level **for AY 2023 at 100%** ($n = 4$), followed by African American and African Diaspora Studies at 92.9% ($n = 14$) and History at 89.3% ($n = 233$); notably, Japanese had no scores at the Target or Advanced performance levels ($n = 7$).



Introduction

The five University-wide Student Learning Outcomes (USLOs) consist of Critical and Creative Thinking (CCT), Communication (COM), Global Citizenship, Ethics, and Diversity (GED), Information Literacy and Technology (ILT), and Quantitative and Scientific Reasoning (QSR). General education courses contain student learning objectives tailored to the curriculum. These objectives vary in number for each course from one to seven. Student performance in general education courses is rated on the student learning objectives, on a scale of 0 = Not Evaluated, 1 = Beginning, 2 = Developing, 3 = Target, and 4 = Advanced. Additionally, all scoring includes an overall student USLO rating that represents the total student performance in relation to the course USLO.

This report contains the results from the GED and ILT USLO ratings during the 2022-23 academic year (AY 23) which included the Summer 2022, Fall 2022, and Spring 2023 terms. In most cases, 0 = Not Evaluated has been removed from analysis. In addition, ratings of 3 = Target and 4 = Advanced performance levels are highlighted in the report, as these ratings are considered proficient in the USLO.

Overall Student USLO Ratings

The total number of student cases in the AY 23 data was 3,747; 175 scores were from Summer 2022, 1,962 from Fall 2022, and 1,610 from Spring 2023. There were 330 cases with missing values or an overall student USLO rating of 0 = Not Evaluated; these scores are not included in the remainder of this report.

The total number of valid overall student GED and ILT USLO ratings for Summer 2022 was 168; Fall 2022 had a total of 1,774, and Spring 2023 had a total of 1,475, for an AY 2023 total of 3,417 overall USLO student ratings (see Table 1). A greater percentage of overall student USLO ratings were entered for Fall 2022 courses (51.9%), although GED had more ratings entered in Spring 2023 (49.4%) than Fall 2022 (43.9%).

Table 1. Number and Percentage of Overall Student USLO Ratings by USLO Attribute and Term

USLO Attribute	Summer 2022	Fall 2022	Spring 2023	AY 2023
GED	144	948	1,068	2,160
	6.7%	43.9%	49.4%	100%
ILT	24	826	407	1,257
	1.9%	65.7%	32.4%	100%
Total	168	1,774	1,475	3,417
	4.9%	51.9%	43.2%	100%

Number of Sections, Courses, and Subjects

The two USLOs were assessed during Summer 2022 in 11 sections of 11 general education courses in 11 subjects. In Fall 2022, there were 84 sections of 30 general education courses in 18 subjects assessed. In Spring 2023, 79 sections of 34 general education courses in 21 subjects were assessed. Overall, the number of sections was 120, with 41 general education courses in 22 subjects. See Table 2 for subjects, courses, and sections by USLO Attribute and Term.

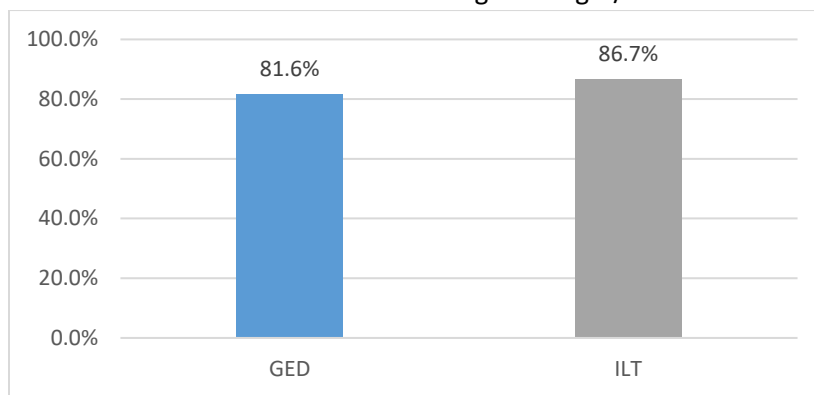
Table 2. Number of Subjects, Courses, and Sections by USLO Attribute and Term

USLO Attribute	Subjects	Courses	Sections
Summer 2022			
GED	9	9	9
ILT	2	2	2
Total	11	11	11
Fall 2022			
GED	13	23	44
ILT	5	7	40
Total	18	30	84
Spring 2023			
GED	17	28	58
ILT	4	6	21
Total	21	34	79
Totals for AY 23			
GED	17	34	74
ILT	5	7	46
Total	22	41	120

Percent of Student Summary Scores by Performance Levels and USLO

When examining the percentage of overall student ratings at the Target or Advanced performance levels, 81.6% of GED and 86.7% of ILT had overall student USLOs at the Target or Advanced performance levels. See Figure 1.

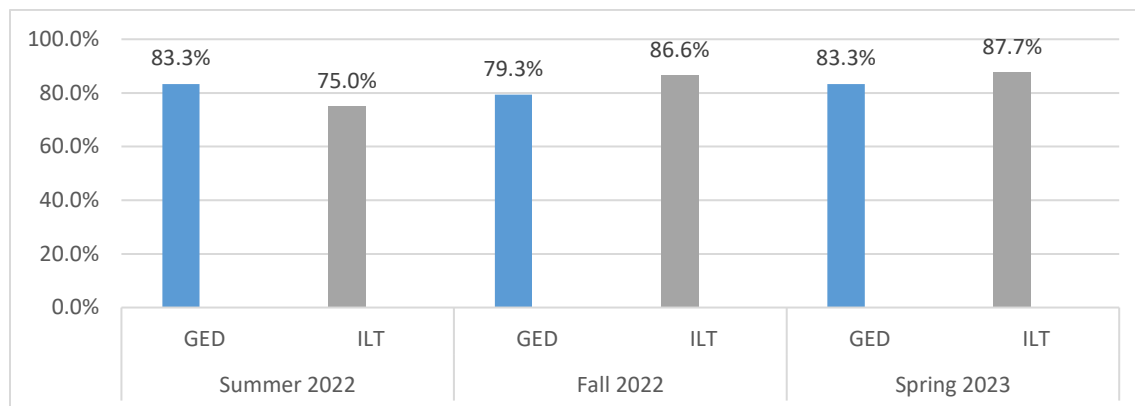
Figure 1. Percent of Overall Student USLO Ratings at Target/Advanced Levels by USLO



For Fall 2022 and Spring 2023, ILT yielded a higher percentage of overall student USLO ratings at the Target or Advanced performance levels (86.6%, and 87.7%, respectively) than GED (79.3% and 83.3%,

respectively). Conversely, GED yielded a higher percentage of overall ratings for Summer 2022 at 83.3%, compared to 75.0% for ILT. See Figure 2.

Figure 2. Percent of Overall Student USLO Ratings at Target/Advanced Levels by USLO and Term



Next, the four USLO performance levels, 1 = Beginning, 2 = Developing, 3 = Target and 4 = Advanced, were analyzed, and the mean and standard deviation were generated by attribute and term. See Table 3. The highest mean scores for Fall 2022, Spring 2023, and AY were for ILT, whereas the highest mean score for Summer 2022 was for GED. The mean score for GED in Summer 2022 was 3.19. It was the same as Fall 2022 ($\bar{x} = 3.19$) and slightly lower than Spring 2023 ($\bar{x} = 3.26$), making the mean score 3.22 for the AY. The mean score for ILT was lowest in Summer 2022 ($\bar{x} = 3.13$), was the highest in Fall 2022 ($\bar{x} = 3.50$) and had a similar score in Spring 2023 ($\bar{x} = 3.42$), with a final mean score of 3.47 for the AY.

Table 3. Mean and Standard Deviation of Overall Student USLO Ratings by USLO Attribute and Term

USLO Attribute	Mean	Standard Deviation	Total
Summer 2022			
GED	3.19	0.88	144
ILT	3.13	1.08	24
Total	3.18	0.90	168
Fall 2022			
GED	3.19	0.91	948
ILT	3.50	0.86	826
Total	3.33	0.90	1,774
Spring 2023			
GED	3.26	0.83	1,068
ILT	3.42	0.79	407
Total	3.30	0.82	1,475
Academic Year 2023			
GED	3.22	0.87	2,160
ILT	3.47	0.85	1,257
Total	3.31	0.87	3,417

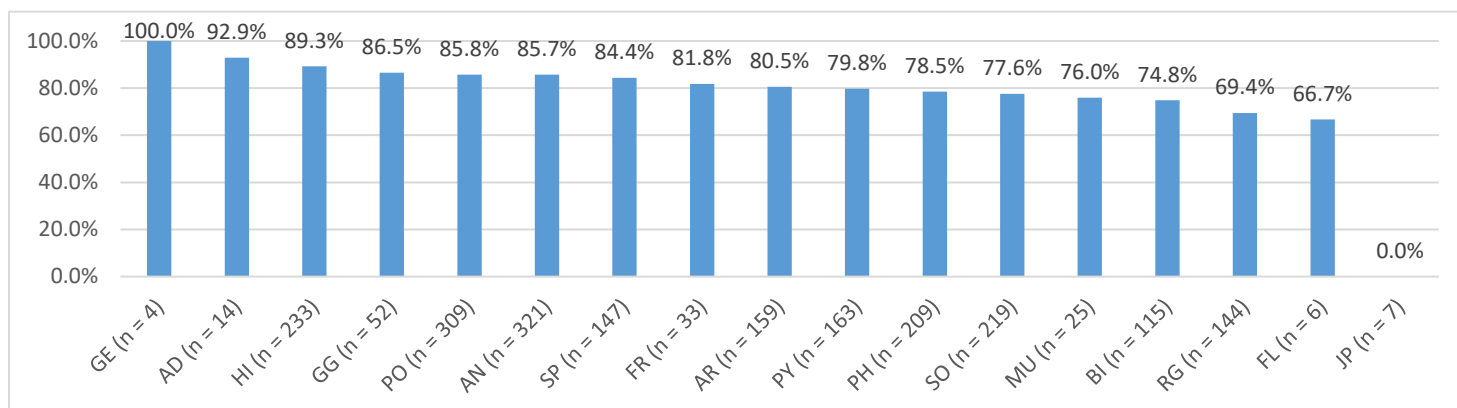
Overall Student USLO Ratings by Subject

The overall student USLO ratings within each USLO were disaggregated by the subject area in which the USLO scores were assessed and scored. The percentage of scores classified at the Target or Advanced performance levels for AY 2023 were examined for patterns in the percentage trends.

Global Citizenship, Ethics, and Diversity by Subject

The percent of student USLO ratings at the Target or Advanced performance levels for GED were highest for courses in the subject areas of German and African American and African Diaspora Studies (100% and 92.9%, respectively). History, Geography, Political Science, Anthropology, Spanish, French, Art, Psychology, Philosophy, Sociology, and Biology scores were rated in the 90-75% range. Religion and Foreign Language rated in the 70-65% range, while Japanese had no scores at the Target or Advanced performance levels. See Figure 3. Although Figure 3 may lend itself to comparative analysis, results are intended to be interpreted for each individual subject. For example, the German ($n = 4$) rating at 100% and Philosophy ($n = 209$) rating at 78.5% should not be interpreted as the student performance in the subject area of German as superior to Philosophy. Please refer to the Limitations section for a detailed explanation of the generalizability of course-embedded USLO results.

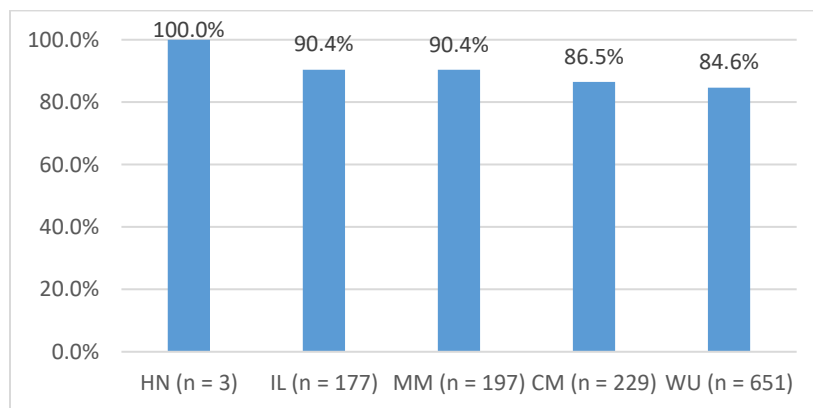
Figure 3. Percent of Ratings at Target or Advanced for Global Citizenship, Ethics, and Diversity by Subject



Information Literacy and Technology by Subject

Five subjects were assessed as ILT during AY 2023. The percentage of student USLO ratings at the Target or Advanced performance levels for ILT ranged from 100% to 84.6%. Honors had the highest percent (100%), followed by both Information Literacy and Mass Media (90.4%), Computer Information Science (86.5%), and WU 101 (84.6%). See Figure 4 on the following page. Although Figure 4 implies comparative analysis, please note again that results are intended to be interpreted for each individual subject. For example, the Honors ($n = 3$) rating at 100% and Computer Information Science ($n = 229$) rating at 86.5% does not imply either program to be better or worse. Please refer to the Limitations section for a detailed explanation of the generalizability of course-embedded USLO results.

Figure 4. Percent of Ratings at Target or Advanced for Information Literacy and Technology by Subject

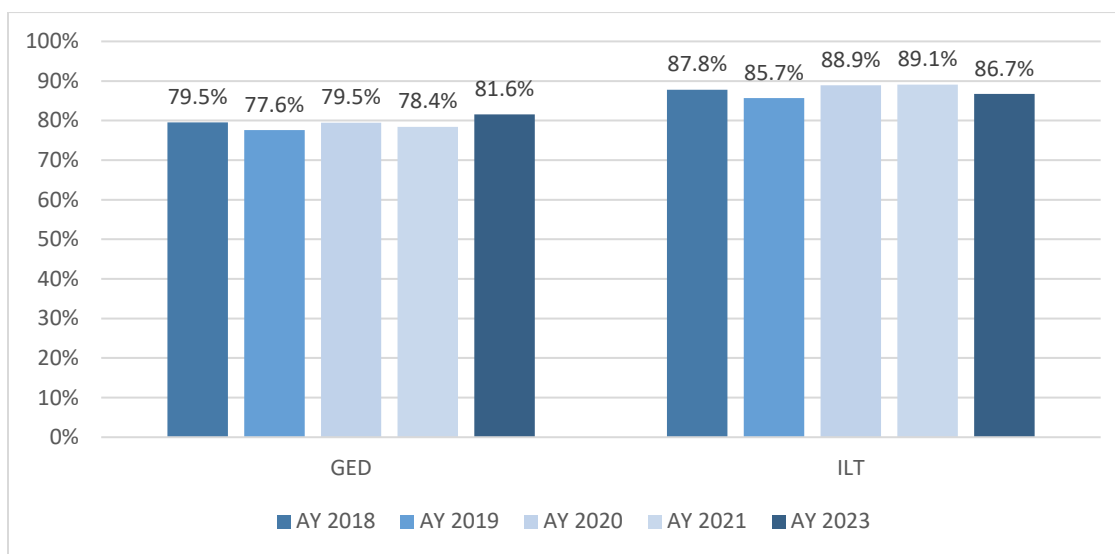


Comparison to Previous Results

In comparing the AY 2023 USLO results with those from previous years, there were several areas to note. Please consult previous reporting posted on the Washburn USLO website at <https://www.washburn.edu/academics/assessment/uslo-assessment.html>.

GED produced the highest percentage of overall student ratings at the Target or Advanced performance levels in five years for AY 2023 with 81.6%. The overall student ratings for ILT scores have stayed between 85-90% for the past five years, with the overall score decreasing slightly from AY 2021 to AY 2023 (89.1% and 86.7%, respectively); however, ILT consistently has among the highest scores of the five USLO attributes. See Figure 5. Additionally, sample sizes have seen a steady decrease from year-to-year, with a notable drop of approximately 300-400 respondents for both GED and ILT from AY 20 to AY 21.

Figure 5. Percent of Overall Student USLO Ratings at Target/Advanced Levels by USLO and AY



In examining the USLO ratings by subject for AY 2023, for GED, German has been the subject area with the highest percent of student USLO ratings for the previous two years, remaining at 100% of Target or Advanced scores in AY 2023. Notably, the subject of Foreign Language saw its first decrease in Target or Advanced scores over the past five years, dropping from 100% in AY 2021 to 66.7% in AY 2023. Honors was the subject area with the highest percent of student USLO ratings at the Target or Advanced performance levels for ILT (100%) in AY 2023, whereas previous years saw the highest scores for ILT flipping between the subject areas of Mass Media and Information Literacy.

Limitations

During AY 2023, only two of the five USLOs, GED and ILT, were assessed, and these USLOs will not be assessed again until AY 2026. Due to the course-embedded USLO scores being on three-year rotation, longitudinal data and/or trends will not be observable for consecutive years.

The total number of cases in the AY 2023 data was 3,747; 175 scores were from Summer 2022, 1,962 from Fall 2022, and 1,610 from Spring 2023; however, there were 330 cases with missing values or an overall student USLO rating of 0 = Not Evaluated (8.8%).

The results discussed in this report are not generalizable. Due to programs having differing measurement procedures, any statement(s) comparing programs against each other does not suggest that students in any course(s) from one program perform better or worse than students in courses in other programs.

Appendix A

AY 2023 – GED USLO COURSES

AD200	Introduction to Critical Race Ethnic Studies	MU300	Music, Politics, Social Commentary
AN112	Cultural Anthropology	PH100	Introduction to Philosophy
AN113	Linguistic Anthropology	PH102	Ethics: Intro to Moral Problems
AR103	Introduction to Art	PH115	Philosophy of Love & Sex
AR310	Art of Asia	PH214	Medical Ethics
BI203	Human Impact on Environment	PH313	Professional Ethics
FL102	Beginning Latin II	PO106	Government of the US
FR102	Beginning French II	PO107	Kansas and the US, State & Local Government
FR201	Intermediate French I	PO235	Governments of the World: Comparative Politics
GE102	Beginning German II	PY231	Abnormal Psychology
GG101	Introduction to Geography	RG101	Introduction to Religion
GG102	World Regional Geography	RG102	World Religions
HI100	Survey-Early World History	SO100	Introduction to Sociology
HI101	Changing World Hist: Traditions/Transitions	SP102	Beginning Spanish II
HI102	Modern World History	SP201	Intermediate Spanish I
HI105	Introduction to World Music and its History	SP202	Intermediate Spanish II
JP102	Beginning Japanese II	SP380	Hispanic Culture through Film

AY 2023 – ILT USLO COURSES

CM101	Computer Concepts/Applications
CM105	Introduction to Computer Science
HN101	Honors First Year Experience
IL170	Library Research Strategies
MM100	Introduction to Mass Media
MM155	Sports and the Media
WU101	The Washburn Experience