

Getting Started With EAB's Website

A partnership with EAB provides colleges and universities with research, insights, and actionable advice in EAB's expert terrains. EAB works closely with leaders within each division and across campus to inform thinking, build consensus, and execute strategy that's right for each campus. In addition, **all staff across campus have access to EAB's website** and can access any practice, tool, or webinar available within their institution's membership.

Step-by-Step Guide for Your First Log-in

The site is protected for members-only access. Use these instructions to obtain your unique password.

1. Go to the EAB's website, located at www.eab.com
2. Select the "**Login**" link in the upper right-hand corner above the search bar. Select "**Create an account.**"
3. Use the drop-down menus to select the **Country, City, and State** where your institution is located. This is typically where the institution is headquartered.
4. Choose your **Organization Name** from the drop-down menu. Select "**Go to Step 2.**"
5. Enter your **Name and Contact Information.** Select "**Register Now.**"
6. You will receive an email to your institutional email address. Click the link to **create a password** and confirm your account.

Note: It is important to use your institution e-mail address when requesting a log-in to your site. Gmail, Yahoo, and personal email domains will not work.

What You'll Find



**Executive Roundtable & Team Summit
Logistics and Materials**



**Collaborative Registration
and Insights**



Toolkits and Diagnostics



Research Roadmaps



Studies, Whitepapers, and Webinars



Questions?

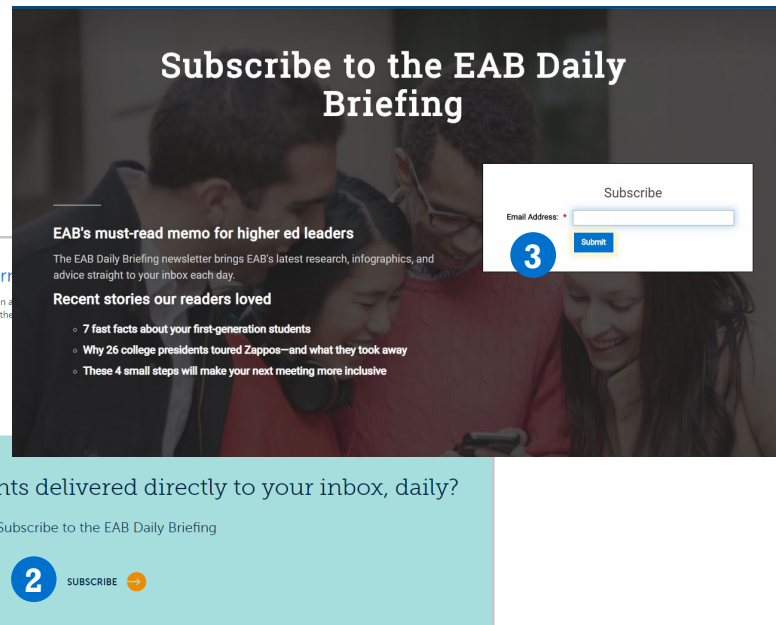
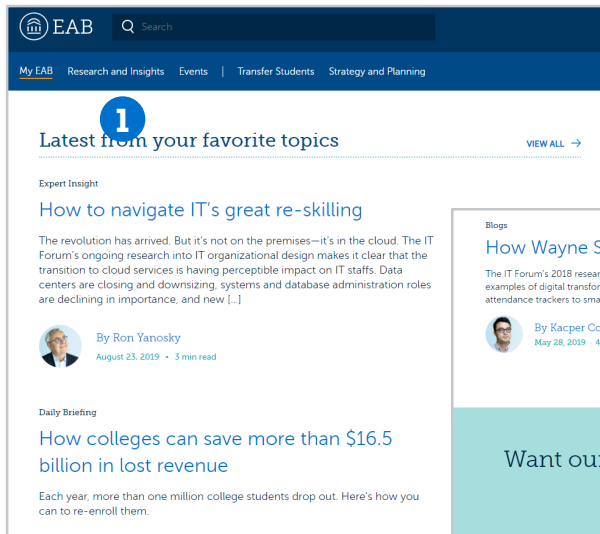
Contact your EAB
Strategic Leader

How to Customize Your Experience

Sign up for emails from EAB

Register for the EAB Daily Briefing and receive industry news and our latest research to your inbox:

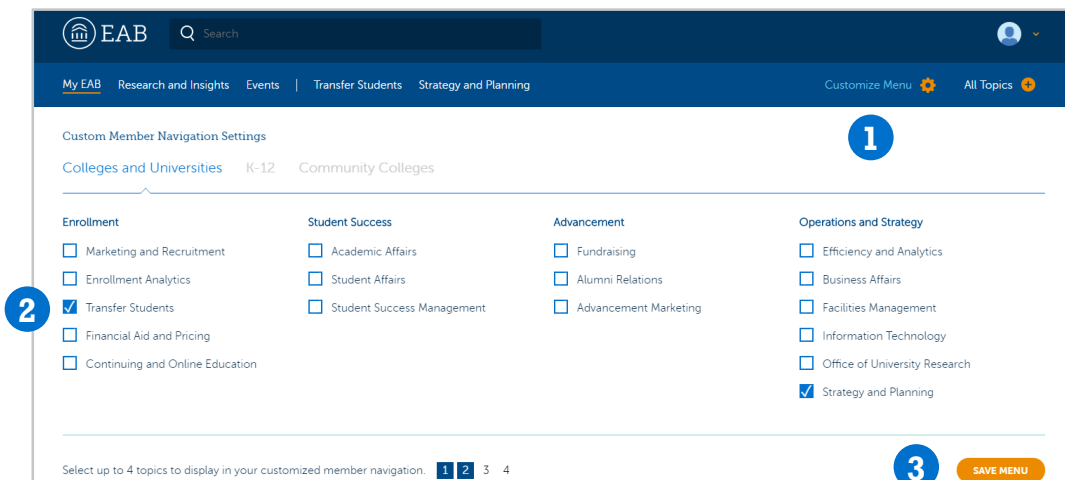
1. Click the “Research and Insights” tab on the top left.
2. Scroll to the bottom of the page and click “Subscribe.”
3. Submit your email address.



Select topics of interest for your dashboard

Curate your navigation and content under the “My EAB” tab:

1. Click “Customize Menu” on the top right.
2. Select up to four topics to display; select “Save Menu.”
3. Access research related to these topics via the navigation bar or under the “My EAB” tab.



Tip: Access your “My EAB” page to see “Picks Just for You” from your Strategic Leader, members of the research team, and other contacts at EAB.

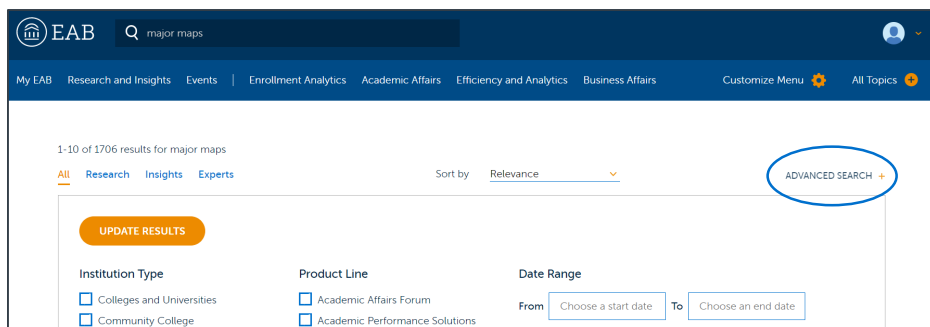
3 Tips to Make the Most of EAB.com

1 Save resources to your My EAB dashboard for future reference

1. Navigate to the resource that you would like to access again in the future
2. Scroll on the page to activate a navigation banner at the top and select "Save"
3. To return to the saved page, click on "My EAB" on the top left of the page
4. Scroll down to "Recent Favorites" the review the recent items you have saved
5. See a full list of resources you have saved when you click "More"
6. Remove an item from your saved library by returning to the resource and clicking "Remove" in the navigation banner (in the same place where you previously clicked "Save")



2 Use the Advanced Search to limit your results to specific topics or types of resources (e.g., blog post, study, event)



1. Search for a topic or term using the search bar at the top of the page
2. On the search results page, select "Advanced Search" on the top-right to refine your results
3. Filter by institution type, product, topic, or content type
4. Select "Update Results" at the top of the page to see results with your filters applied

3 Enjoy Free Trial Access for EAB resources that fall outside your memberships

1. You may click on a resource and land on a screen that says, "Free Trial Access"
2. Every member can access five resources from outside their EAB memberships annually
3. When you click on "Access" you will use a token and gain access to the resource for 24 hours
4. If you are not logged in, you will need to input your email and password to use your token and access the resource
5. If you want to learn more about free access, visit the [Free Trial Access FAQ](#) page

